


Timeout Between Decodes

Factory Default



2D Scanning Platform User Guide


Below is frequently used settings ,for other settings ,please contact local distributors, or download from our official website

V1.0

None Conversion

Low Case



Upper Case



Suffix-Enter

USB interface setting

USB interface setting



USB-COM




USB-HID

Asterisk

Suffix-TAB

Suffix/Asterisk-Cancel



Buzzer-Low

Buzzer-Mid

Buzzer-High(Default)



Buzzer-OFF

When the scanning platform connected to computer successfully, it will in a Auto-Induction mode (Default). If touched the trigger button on the platform, it will turn to manually mode. Once no touch for 3 seconds, the scanning platform will back to Auto-induction mode.

